



Lumber moisture transmitter E2353

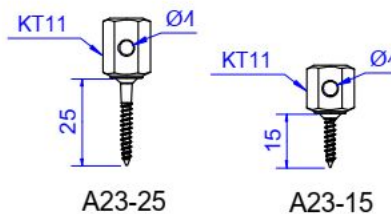
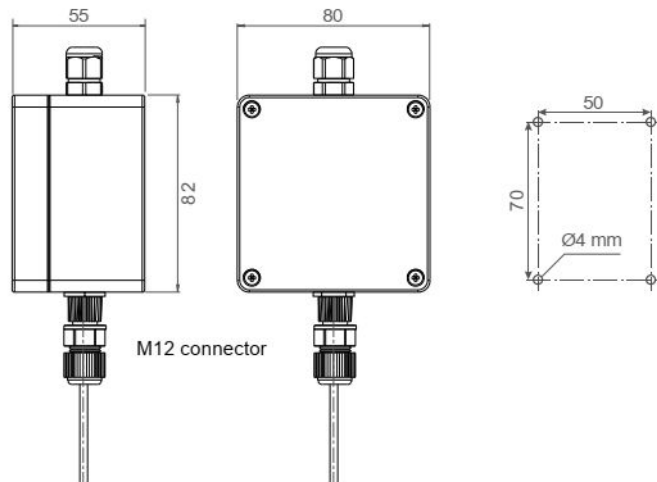


Features

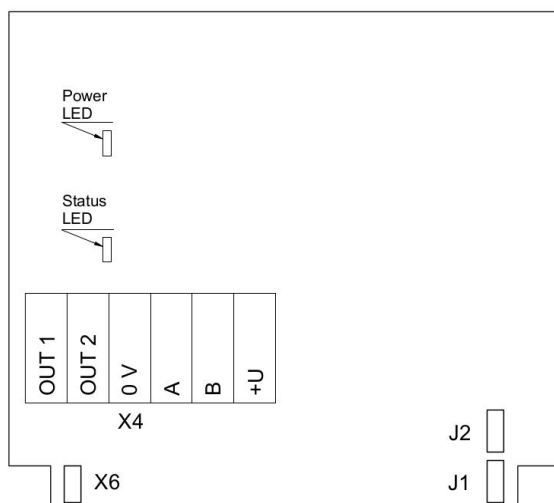
- Robust stainless screw electrodes
- Automatic temperature compensation
- 0-10 V or 4-20 mA outputs
- RS485 Modbus RTU interface

Specifications

Measurement method	Conductivity measurement with screw electrodes
Measurement range	7...20 %H ₂ O
Resolution	0,01 %H ₂ O
Accuracy	< ±1 %H ₂ O
Response time	~15 seconds
Power supply	11...30 VDC, nominal 12/24 VDC
Power consumption	< 0,5 W
Digital interface	RS485, Modbus RTU protocol
Analog outputs	Two 4-20 mA or 0-10 V, user settable
Fieldbus interface	RS485, Modbus RTU protocol
Enclosure	Grey ABS, wall mount, protection class IP65
Dimensions	H82 × W80 × D55 mm
Operating conditions	-40...+85 °C, 0...100 %RH
Cable connection	Industrial M12 connector, IP68
Electrode cable	FEP insulated, -50...+200 °C, Thermocompensated, 2 connectors Ø4 mm, L5/10/15 m
Screw electrodes	Stainless steel, hex KT11, hole Ø4 mm for connector length 15 / 25 mm



Connection diagram



PCB without PSU and relays

Jumpers

- J1** OUT1 type (open: 4-20 mA; closed 0-10 V)
J2 OUT2 type (open: 4-20 mA; closed 0-10 V)
X6 Reset Modbus network parameters to default

X4 terminals

- OUT1** 4-20 mA / 0-10 V output
OUT2 4-20 mA / 0-10 V output
0V 0 V / 24 VAC Neutral (optional)
A RS485 A / Data +
B RS485 B / Data -
+U +24 VDC / 24 VAC Phase (optional)