

General Purpose Solenoid Valves with Proximity Sensor

TORK-KCV Series (1/8", 1/4")

GENERAL FEATURES

- Wide pressure range, a flow rate and orifice options.
- Solenoid valves are used with the filter.
- Solenoid valves can be mounted in any position without affecting its operation.
- Coil to be used in a vertical position.
- Proximity Switch are products used to control whether valves are in open and closed positions.

ELECTRICAL CHARACTERISTICS

Continuous Duty	: ED %100
Coil Insulation Class	: H (180°C)(IEC 85)
Coil Impregnation	: Polyester Fiber Glass
Ambient Temperature	: -10°C, +60°C
Protection Degree	: IP65 (ISO 60529) On request; IP68
Electric Plug Connection	: DIN 46340 3- Poles Connector (DIN43650)
Connector Specification	: ISO 4400 / EN 175301-803 Form A, Spade Plug (Cable Ø6-8 mm)
Electrical Safety	: IEC 335
Standard Voltages	: AC 12V 15VA, 24V 15VA, 48V, 15VA, 110V 15VA, 230V 15VA, 230V 24VA DC 12V 18W, 24V 18W, 48V,18W, 110V 18W

On request other voltages

Voltages Tolerance : AC -15%, +10% DC -5%, +10%

Frequency : 50 Hz (60 Hz...)

On request; Connector with LED, PWM Socket Specify coil voltage with order

MATERIALS IN CONTACT WITH FLUID

Body	: Brass
Internal Parts	: Stainless Steel
Sealing	: NBR(On request; EPDM, VITON, PTFE)
Shading Ring	: Copper (EN 12735-1)
Seats, Core Tube, Springs	: Stainless Steel

OPTIONS

Female connection: BSP; (On request NPT)

• On request CR-Ni plated, PTFE coated done

• On request Atex (exproof) coil.

TECHNICAL FEATURES

Max. Viscosity : 5°E (-37cST veya mm²/s)

Response Time : Opening time : 30 ms

Closing Time : 30 ms

SEALS FEATURES

NBR : -10°C...+80°C

EPDM : -10°C...+130°C

VITON : -10°C...+160°C

Proximity Switch Technical Features


Sensor Types: PNP, NPN

Working Voltage: 10-30 Vdc

Switchin Current: 200 mA

Working Temperature: -25°C, +70°C

Protection Class: IP67



NORMALLY CLOSED

2/2 WAY

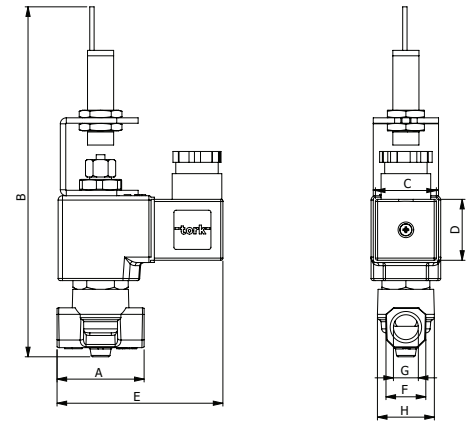
DIRECT ACTING

ΔP=0

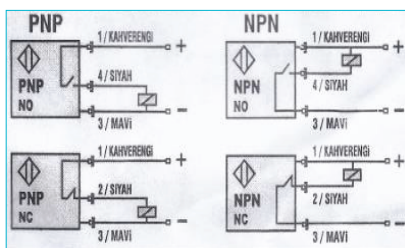


Dimensions (mm)

	G	A	B	C	D	E	F	H
1/8"	40	161	32	39	78	20	27	
1/4"	40	161	32	39	78	20	27	



Coils	Nominal Values	Cold/Hot	Inrush	Holding	Current (A)	Surface Temperature (°C)
C40012VDC18W	12VDC 18W	COLD	19,56	19,56	1,63	20
		HOT	14,52	14,52	1,21	106
C40024VDC18W	24VDC 18W	COLD	20,88	20,88	0,87	25
		HOT	14,64	14,64	0,61	116
C40110VDC18W	110VDC 18W	COLD	19,96	19,96	0,18	23
		HOT	13,56	13,56	0,123	115
C40012VAC15VA	12VAC 15VA	COLD	23,81	16,43	1,3	25
		HOT	-	15,86	1,262	79
C40024VAC15VA	24VAC 15VA	COLD	25,82	15,02	0,62	22
		HOT	-	13,91	0,57	81
C40110VAC15VA	110VAC 15VA	COLD	30,65	15,17	0,137	24
		HOT	-	13,96	0,126	80
C40230VAC15VA	230VAC 15VA	HOT	31,4	15,64	0,068	25
		HOT	-	14,41	0,063	80
C40230VAC24VA	230VAC 24VA	COLD	45,1	23,92	0,0154	23
		HOT	-	21,62	0,0154	100



Solenoid Vave Symbol	Valve Type/Order No	Connection Size	Orifice Size	Pressure min/max	Kv	Seal	Weight			
	KCV	G	mm	Bar	Bar	l/min	kg			
	KCV.00	1/8"	1.8	0	6	1.6	Opsiyon			
							NBR	Viton	EPDM	PTFE
KCV.01	1/4"	1.8	0	6	1.6	✓	✓	✓	✓	0,5

STANDARDS

• Standard tube connection G (BSP) (ISO 228-1) and other tube connections (NPT (ANSI 1.20.3)) are available on request.

• TORK solenoid valves 97/23/EC, are available for pressure equipment directive (PED) and 2006/95/ECC low voltage directive (LVD).

Not: Please look catalogues for more details

General Purpose Solenoid Valves with Proximity Sensor

TORK-KCV Series (3/8", 1/2", 3/4", 1", 1 1/4", 1 1/2", 2")

GENERAL FEATURES

- Wide pressure range, a flow rate and orifice options.
- Solenoid valves are used with the filter.
- Solenoid valves can be mounted in any position without affecting its operation.
- Coil to be used in a vertical position.
- Proximity Switch are products used to control whether valves are in open and closed positions.

ELECTRICAL CHARACTERISTICS

Continuous Duty	: ED %100
Coil Insulation Class	: H (180°C)(IEC 85)
Coil Impregnation	: Polyester Fiber Glass
Ambient Temperature	: -10°C, +60°C
Protection Degree	: IP65 (ISO 60529) On request; IP68
Electric Plug Connection	: DIN 46340 3- Poles Connector (DIN43650)
Connector Specification	: ISO 4400 / EN 175301-803 Form A, Spade Plug (Cable Ø6-8 mm)
Electrical Safety	: IEC 335
Standard Voltages	: AC 12V 15VA, 24V 15VA, 48V, 15VA, 110V 15VA, 230V 15VA, 230V 24VA DC 12V 18W, 24V 18W, 48V,18W, 110V 18W

On request other voltages

Voltages Tolerance : AC -15%, +10% DC -5%, +10%

Frequency : 50 Hz (60 Hz...)

On request; Connector with LED, PWM Socket Specify coil voltage with order

MATERIALS IN CONTACT WITH FLUID

Body	: Brass
Internal Parts	: Stainless Steel
Sealing	: NBR(On request; EPDM, VITON, PTFE)
Shading Ring	: Copper (EN 12735-1)
Seats, Core Tube, Springs	: Stainless Steel

OPTIONS

Female connection: BSP; (On request NPT)

- On request CR-Ni plated, PTFE coated done
- On request ATEX (exproof) coil.

TECHNICAL FEATURES

Max. Viscosity : 5°E (-37cST veya mm²/s)

Response Time : Opening time : 30 ms

Closing Time : 30 ms

SEALS FEATURES

NBR : -10°C...+80°C

EPDM : -10°C...+130°C

VITON : -10°C...+160°C

Proximity Switch Technical Features


Sensor Types: PNP, NPN

Working Voltage: 10-30 Vdc

Switchin Current: 200 mA

Working Temperature: -25°C, +70°C

Protection Class: IP67



NORMALLY CLOSED

2/2 WAY

PILOT OPERATED

$\Delta P=0$



WATER



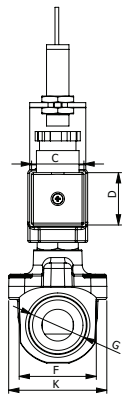
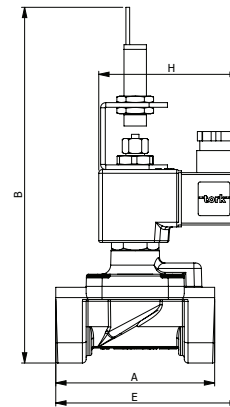
AIR



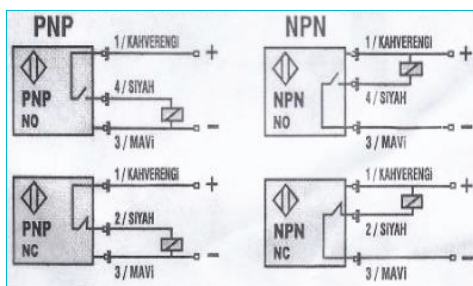
GAS

Dimensions (mm)

G	A	B	C	D	E	H	I	K
3/8"	72	176	32	45	95	76	109	52.5
1/2"	80	178	32	45	96.2	76	110.5	52.5
3/4"	78	185	32	45	97.2	76	117.3	52.5
1"	85	191	32	45	99	76	124	52.5
1-1/4"	106.5	206	32	45	150	76	136	72
1-1/2"	128.5	215	32	45	165	76	148.3	95
2"	149	230	32	45	185	76	160.3	110



Coils	Nominal Values	Cold/Hot	Inrush	Holding	Current (A)	Surface Temperature (°C)
C40012VDC18W	12VDC 18W	COLD	19,56	19,56	1,63	20
		HOT	14,52	14,52	1,21	106
C40024VDC18W	24VDC 18W	COLD	20,88	20,88	0,87	25
		HOT	14,64	14,64	0,61	116
C40110VDC18W	110VDC 18W	COLD	19,96	19,96	0,18	23
		HOT	13,56	13,56	0,123	115
C40012VAC15VA	12VAC 15VA	COLD	23,81	16,43	1,3	25
		HOT	-	15,86	1,262	79
C40024VAC15VA	24VAC 15VA	COLD	25,82	15,02	0,62	22
		HOT	-	13,91	0,57	81
C40110VAC15VA	110VAC 15VA	COLD	30,65	15,17	0,137	24
		HOT	-	13,96	0,126	80
C40230VAC15VA	230VAC 15VA	HOT	31,4	15,64	0,068	25
		HOT	-	14,41	0,063	80
C40230VAC24VA	230VAC 24VA	COLD	45,1	23,92	0,0154	23
		HOT	-	21,62	0,0154	100



Solenoid Valve Symbol	Valve Type/Order No	Connection Size	Orifice Size	Pressure min/max		KV	Seal			Weight
				Bar	Bar		l/min	NBR	Viton	
	KCV	G	mm	Bar	Bar	l/min	Opsiyon			kg
	KCV.02	3/8"	12.5	0.5	6	48	✓	✓	✓	0,89
	KCV.03	1/2"	14.5	0.5	6	70	✓	✓	✓	0,93
	KCV.04	3/4"	17	0.5	6	90	✓	✓	✓	1,01
	KCV.05	1"	17	0.5	6	90	✓	✓	✓	1,18
	KCV.06	1 1/4"	30	0.5	6	250	✓	✓	✓	2,85
	KCV.07	1 1/2"	39	0.5	6	370	✓	✓	✓	2,75
	KCV.08	2"	46	0.5	6	450	✓	✓	✓	3,18

STANDARDS

- Standard tube connection G (BSP) (ISO 228-1) and other tube connections (NPT (ANSI 1.20.3)) are available on request.
- TORK solenoid valves 97/23/EC, are available for pressure equipment directive (PED) and 2006/95/ECC low voltage directive (LVD).

Not: Please look catalogues for more details